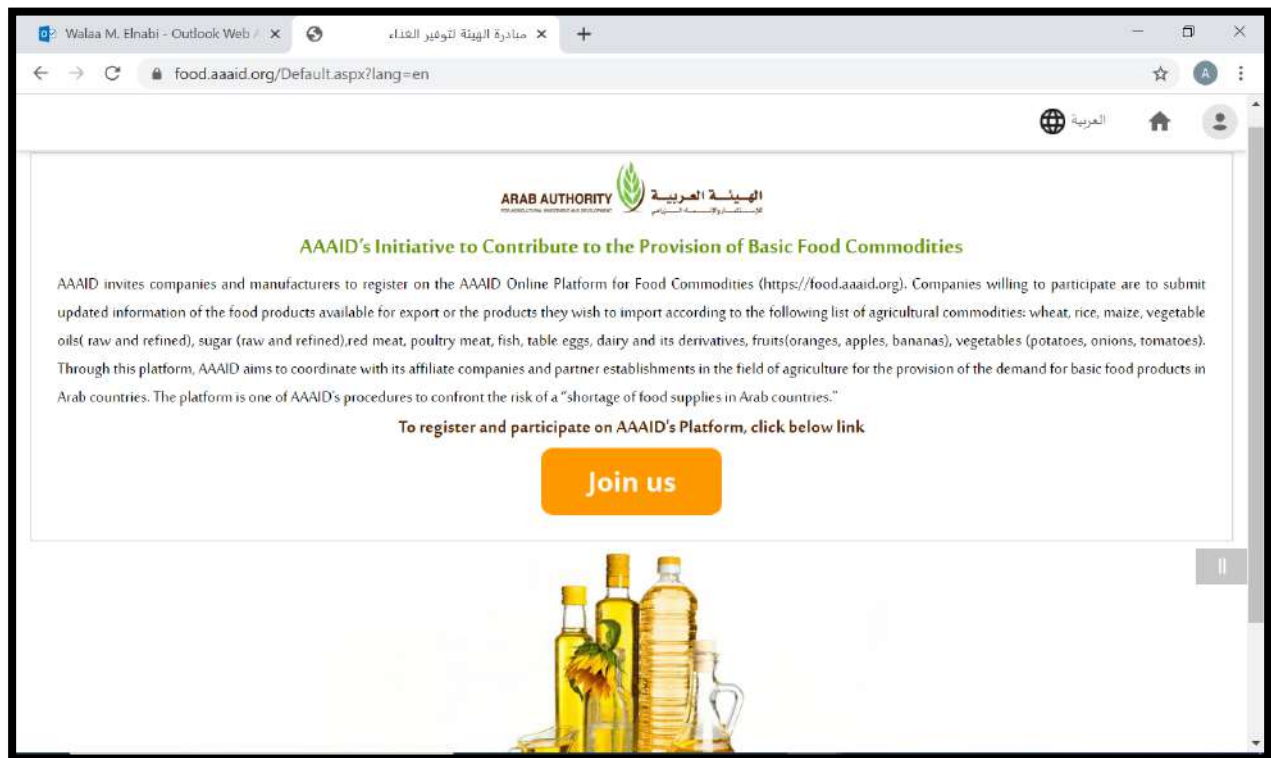


AAID's Initiative to Contribute to the Provision of Basic Food Commodities

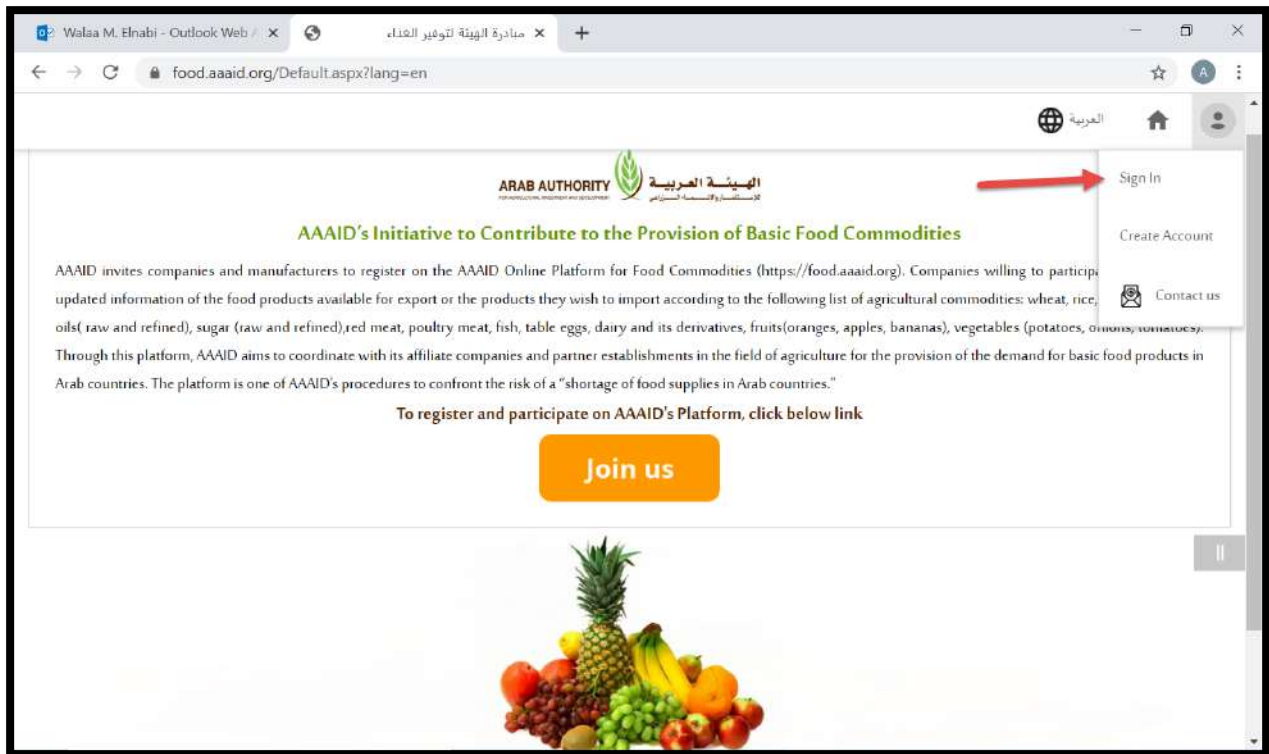
User Manual

- Please visit the site on <https://food.aaaid.org>



- **Sign in to the site**
 - **Create new account**

✓ You can sign in to the site by clicking **Join Us** the in the main page or by clicking **icon** placed upper left of the form and then press **sign in link** .



- ✓ Fill all required fields (company name , country , company type , company profile (private business and other category)
- ✓ Fill contact info (company address , contact person , phone number , website)
- ✓ Please read site terms and condition and enter a captcha characters.
- ✓ After finished press sign up and continue to use the site.

Company Name:*

Country:*

Company Type:*
 Government Private
 Other

Company Profile:
upload file...

Contact Data

Company Address:*


Contact Name:*

Tel No:.*

Email:*

Password:*

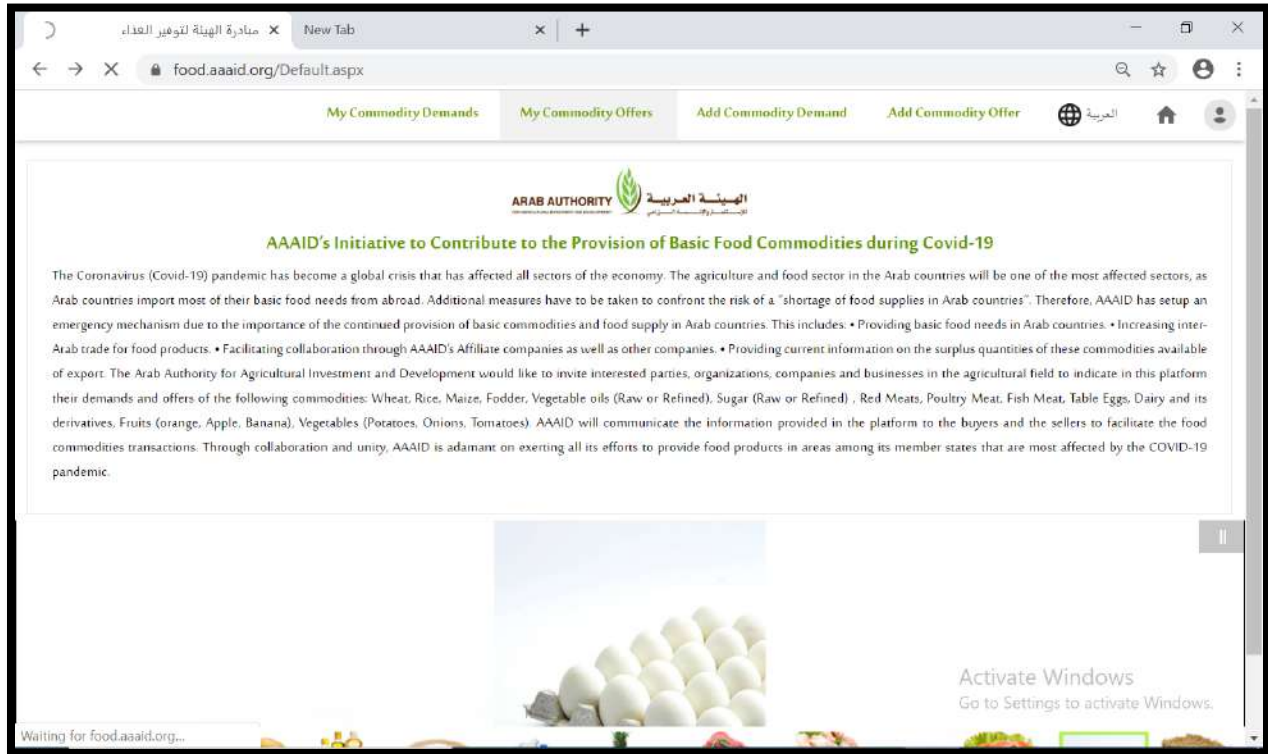
Confrim Password:*



By clicking "Sign Up", you agree to the [site terms and conditions](#)

• Main Form

After register successfully the site will divert you to the main form as below



• Demand Commodity

Press on the Add commodity link on the upper form to add new demand

- ✓ Fill all demand data on the form below.
- ✓ Fill all required fields.
- ✓ Then press save data button.

The screenshot shows the "Add Commodity Demand" form. The form is divided into several sections with the following fields:

- Commodity***: A dropdown menu.
- General Specifications of Commodity***: A text input field.
- Specification Attachment:** Includes an "upload file ..." button and a "Browse..." button.
- Destination***: A dropdown menu.
- frequently of demand***: A dropdown menu.
- Quantity Demanded***: A text input field.
- Unit of Measure***: A dropdown menu.
- Packaging Details***: A text input field.

A red arrow points to the "Add Commodity Demand" link in the top navigation bar. The browser's address bar shows "food.aaaid.org/Default.aspx".

frequency of demand*

Quantity Demanded*

Unit of Measure*

Packaging Details*

Commodity Needed From Date*

Commodity Needed To Date*

Save Data

© 2020 AAaid

Activate Windows
Go to Settings to activate Windows.
Privacy Policy | Terms of Service

• Offer Commodity

Press on the Add Offer link on the upper form to add new offer

- ✓ Fill all offer data on the form below
- ✓ Fill all required fields
- ✓ Then press save data button

Commodity*

Specification*

Specification Attachment:
upload file ... Browse...

Country of Origin*

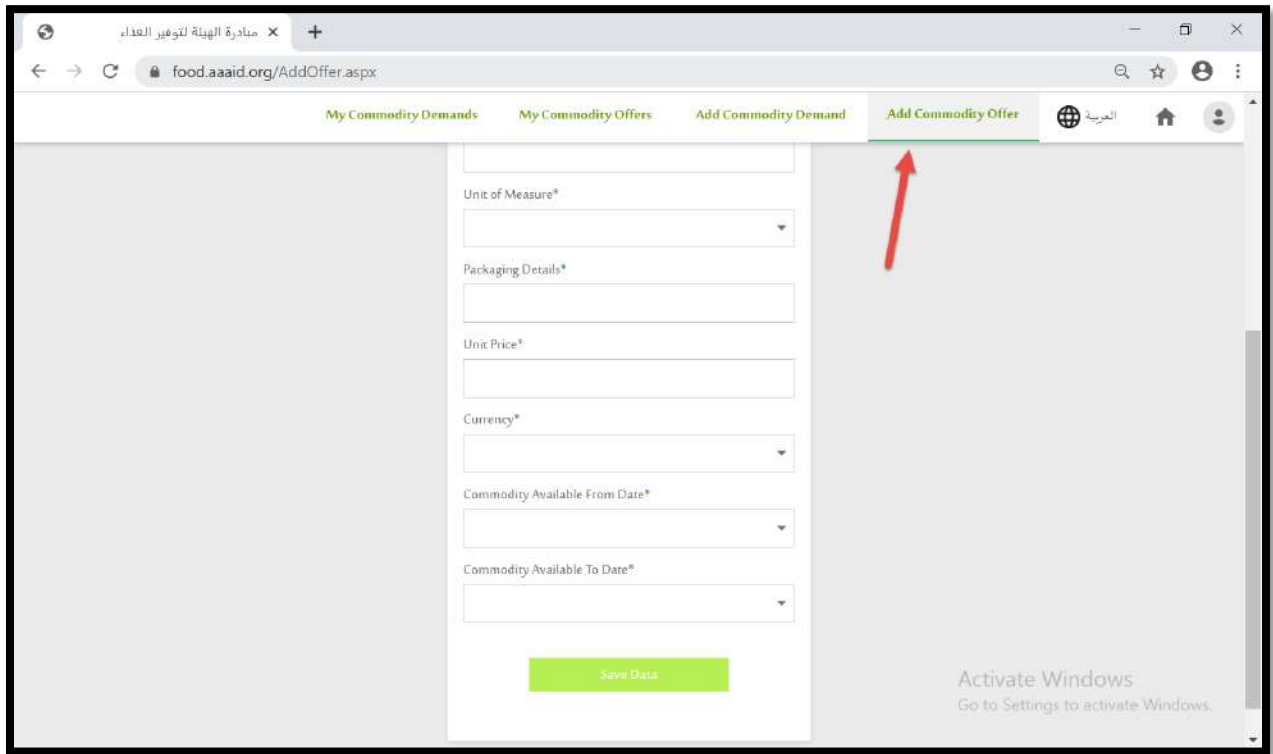
Quantity Supplied*

Unit of Measure*

Packaging Details*

Unit Price*

Activate Windows
Go to Settings to activate Windows.



• My Commodities Demand

This form display all your demanded commodities

- ✓ You can update your demand request
- ✓ On update the system will transfer you to the update form as you can update your data
- ✓ For delete press delete button



- ✓ On press update the below form will appear

food.aaaid.org/EditDemand.aspx?DemandID=11

My Commodity Demands My Commodity Offers Add Commodity Demand Add Commodity Offer العربية

Destination*
Afghanistan

frequently of demand*
One Time

Quantity Demanded*
100.00

Unit of Measure*
Ton

Packaging Details*
pure

Commodity Needed From Date*
18/05/2020

Commodity Needed To Date*
02/06/2020

Save Data

Remote Desktop Connection

Activate Windows
Go to Settings to activate Windows.

• My Commodities Offer

This form display all your offered commodities

- ✓ You can update your offer request
- ✓ On update the system will transfer you to the update form as you can to update your data
- ✓ For delete press delete button

My Commodity Demands My Commodity Offers Add Commodity Demand Add Commodity Offer العربية

Commodity: الذرة الصفراء

Specification: pure

Quantity Supplied: 100.00

Unit of Measure: كرتن

Packaging Details: pure

Unit Price: 1,200.00

Currency: ليرة

Available From: 18/05/2020

Available To: 31/05/2020

Edit Delete

- ✓ On press update the below form will appear

Unit of Measure*

Container

Packaging Details*

pure

Unit Price*

1200.0000

Currency*

Euro

Commodity Available From Date*

18/05/2020


Commodity Available To Date*

31/05/2020

Save Data

● Account Management

1. Sign In form

- ✓ Sign in form is used to login to your account after your register as following:
- ✓ On the main form of the site please press icon  placed upper left of the form
- ✓ Sign in and sign up link will be drop down
- ✓ Press sign in as following

ARAB AUTHORITY
الهيئة العربية
للإستثمار والتنمية الزراعية

AAAID's Initiative to Contribute to the Provision of Basic Food Commodities

AAAID invites companies and manufacturers to register on the AAAID Online Platform for Food Commodities (<https://food.aaaid.org>). Companies willing to participate should provide updated information of the food products available for export or the products they wish to import according to the following list of agricultural commodities: wheat, rice, oils (raw and refined), sugar (raw and refined), red meat, poultry meat, fish, table eggs, dairy and its derivatives, fruits (oranges, apples, bananas), vegetables (potatoes, onions, tomatoes). Through this platform, AAAID aims to coordinate with its affiliate companies and partner establishments in the field of agriculture for the provision of the demand for basic food products in Arab countries. The platform is one of AAAID's procedures to confront the risk of a "shortage of food supplies in Arab countries."

To register and participate on AAAID's Platform, click below link

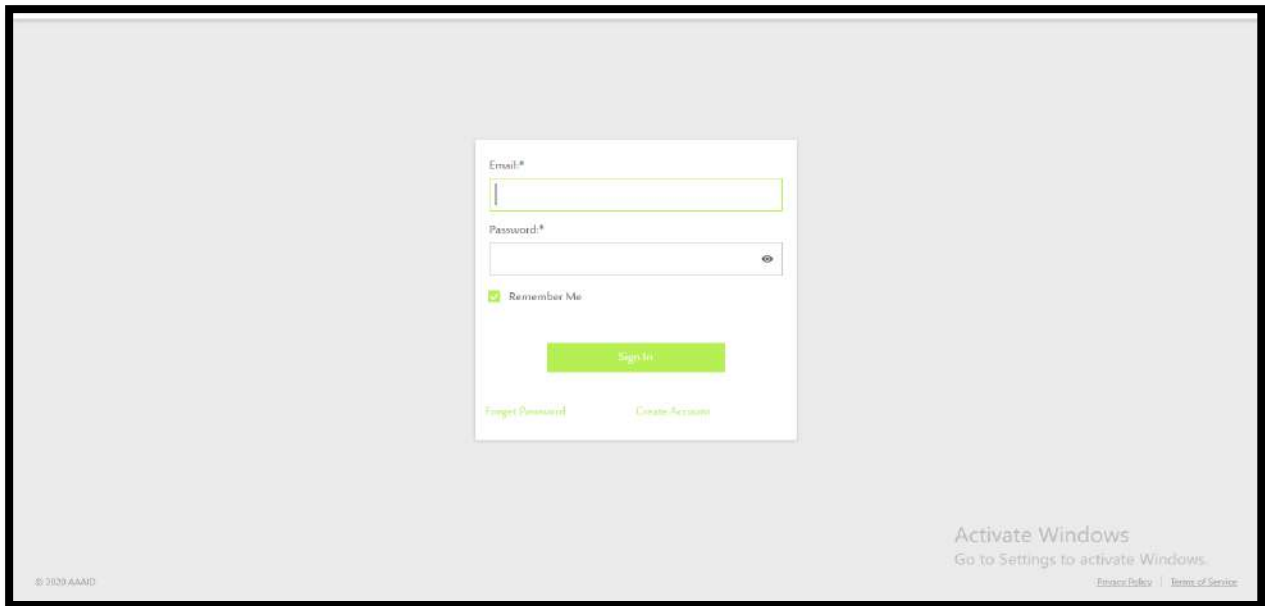
Join us

Sign In

Create Account

Contact us

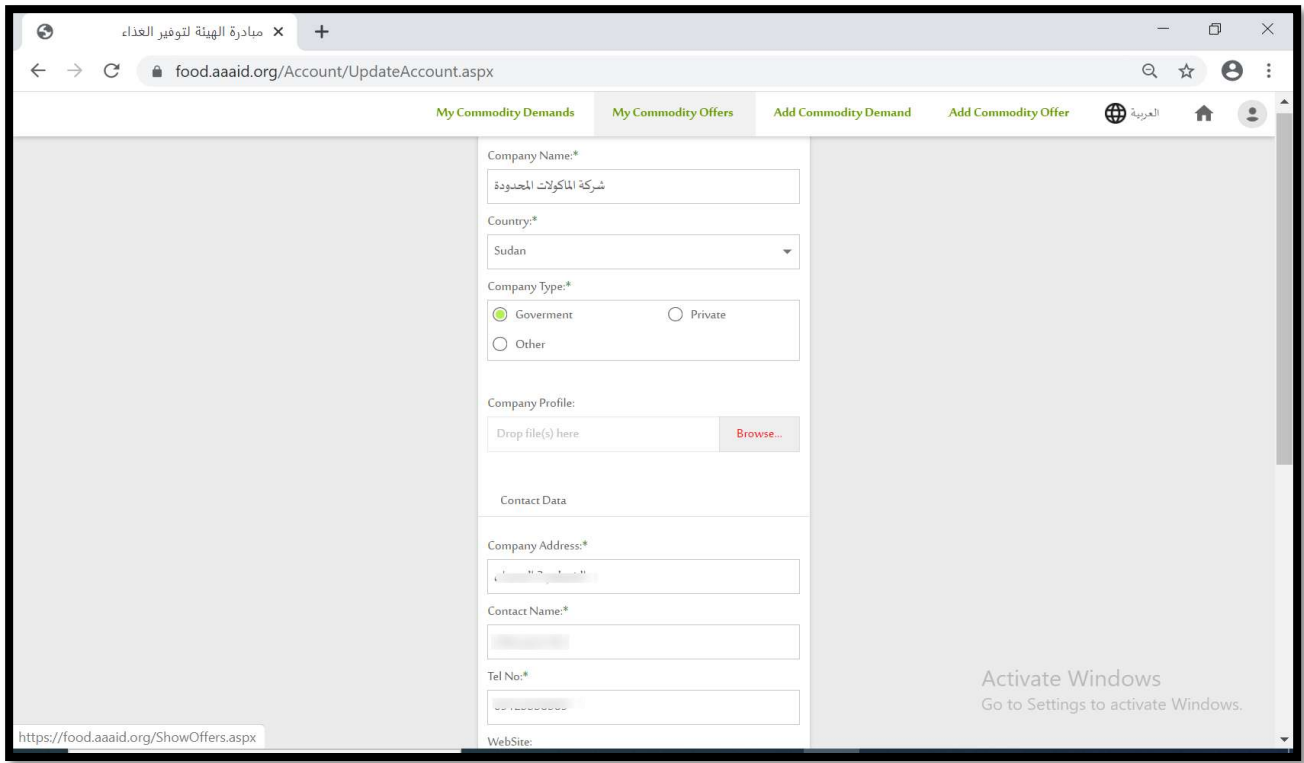
- ✓ When press sign in the below form will appear please enter you email account and password.



2. Update Company Master Data


- ✓ To update company master data you can go to link my account on the upper bar as below
- ✓ Fill all the data that need to be changed and then update your info





3. Sign out

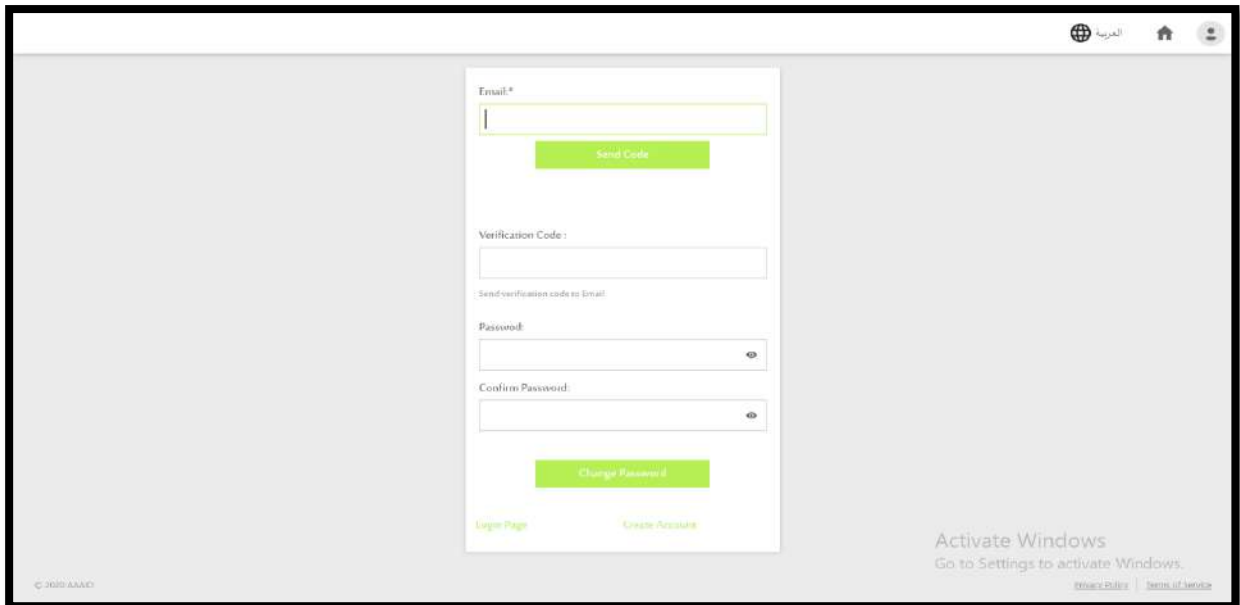
Sign out button used to sign out your account

- ✓ On the main page at the upper bar please press  icon
- ✓ You will see your account data (company name , Account name)
- ✓ Press sign out button to sign out your account



4. Forgot your password

- ✓ To change password please press the change password link at the bottom of the sign in form
- ✓ To change password enter your email and then a verification code will be sent to your email enter the code on the verification filed and proceed on changing your password



The screenshot shows a web interface for changing a password. At the top right, there are navigation icons for Arabic language, home, and user profile. The main content area is a white form with the following fields and buttons:

- Email***: A text input field with a cursor.
- Send Code**: A green button.
- Verification Code:**: A text input field.
- Send verification code to email:**: A small text label.
- Password:**: A text input field with a toggle icon.
- Confirm Password:**: A text input field with a toggle icon.
- Change Password**: A green button.

At the bottom of the form, there are two links: [Login Page](#) and [Create Account](#). In the bottom right corner of the page, there is a Windows activation notice: "Activate Windows Go to Settings to activate Windows." with links for [Privacy Policy](#) and [Terms of Service](#). The bottom left corner contains the copyright notice "© 2020 AAAO".